



Using the Radiant Heater

1. Make sure the radiant heater is sited in a safe secure place before switching on.
2. Do not place anything on or near to the radiant heater while it is in use.
3. Do not allow anyone to stand or sit too close to the radiated heat. They may be burnt.
4. Switch off, unplug and allow the heater to cool for a while before moving it.
5. Switch off and unplug when the heater is not in use.
6. If the cable appears to be cut or damaged in any way, switch off and unplug the heater at the mains before inspecting it.
7. If the cable attached to the heater appears to be damaged, stop using the heater. Contact the hire company. If an extension cable has been damaged in any way, do not use it again – destroy.
8. If the equipment does not work properly, do not attempt to repair it. Contact the hire company.

Please keep this leaflet safely as it may be required for future reference



Hae
HIRE ASSOCIATION EUROPE

Hire Association Europe
2450 Regents Court
The Crescent
Birmingham Business Park
Solithull B37 7YE

Telephone: 44 (0) 121 380 4600
Fax: 44 (0) 121 333 4109
Email: mail@hae.org.uk
website: www.hae.org.uk

©Copyright Hire Association Europe April 2011


Any unauthorised reproduction – manually or electronically – is STRICTLY prohibited

The rules and procedures in force where people are at work may require the person responsible for this equipment to carry out a specific risk assessment.

It is important to read all of this leaflet

BEFORE you use the Radiant Heater

1. Plan the use of the radiant heater so it can always be used safely. Remove any risks of objects catching fire or persons being burnt before leaving the heater unattended.
2. Electricity can be hazardous and must always be used with great care.
3. Radiant heat from the heater can damage nearby objects as well as presenting a fire risk. Ensure there are no objects near enough to the radiant heater to get hot.
4. Radiant heaters are designed to provide instant clean dry heat, either localised or multi-directional.
5. If you have not used a radiant heater before take the time to familiarise yourself with how the equipment works, and how far the heat is radiated before you start to use it.
6. A residual current device ("RCD") must be used to protect against electric shock if the equipment uses a 230 volt (mains) supply.
7. The radiant heater must not be used by minors, or by anyone under the influence of drugs or alcohol.
8. The radiant heater is designed for operation by an able bodied adult. Anyone with either a temporary or permanent disability should seek expert advice before using it.



Every effort has been made by HAE/EHA to ensure that the information given in this document and supporting material is accurate and not misleading. HAE/EHA cannot accept responsibility for any loss or liability perceived to have arisen from the use of any such document/material. Only Acts of Parliament and Statutory Instruments have the force of law and only the courts can authoritatively interpret the law.

Telephone: 44 (0) 121 380 4600
Fax: 44 (0) 121 333 4109
Email: mail@hae.org.uk
website: www.hae.org.uk

Hire Association Europe
2450 Regents Court
The Crescent
Solithull B37 7YE

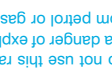
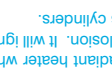
Hae
HIRE ASSOCIATION EUROPE

1. If a portable transformer is to be used plug directly into the 230V socket. DO NOT use any 230V extension cables.
2. If an extension cable is to be used follow any special instructions given by the hire company. Note: Only a minimum amount of extension cable (no longer than 50 metres (160 feet)) must be used. The extension cable must only be used between the transformer and the heater.
3. Lay the extension cable out carefully avoiding liquids, sharp edges, doorways or windows where it might become trapped and places where vehicles might run over it. Unroll the extension cable fully or it will overheat and could catch fire.
4. Ensure that any extension cable connections are dry and safe.

1. Use a residual current device (RCD) plugged directly into the 230 volt socket. Plug the heater into the RCD. This will help protect against electric shock if the cable or heater become damaged.
2. Use the "TEST" button to check that the RCD is working each time it is used. Reset the RCD according to the instructions supplied with it.
3. If an extension cable is required, follow any special instructions given by the hire company. If the company has not given any special instructions, a suitably rated heavy-duty extension cable (no longer than 50 metres (160 feet)) must be used. Note: Only a minimum amount of extension cables are to be used. Plug directly into the RCD.
4. Lay the extension cable out carefully avoiding liquids, sharp edges, doorways or windows where it might become trapped and places where vehicles might run over it. Unroll the extension cable fully or it will overheat and could catch fire.
5. Ensure any extension cable connections are dry and safe.



1. Heaters with a cylindrical yellow industrial plug fitted are designed to run off a special 110v supply. The hire company will have provided a portable transformer if the heater requires to be powered from a normal mains 230v supply. Note: A vented continuous rated transformer is advisable if the heater is to be run constantly as it provides a continuous supply of power as opposed to the general power tool rated transformers. If take care not to become injured when moving it about – it may be heavier than you think. Heaters designed to run directly from 230c mains will have either a normal square pin plug fitted or a blue industrial plug fitted.
2. 230v heaters will have either a normal square pin plug fitted or a blue industrial plug fitted.
3. 110v heaters will have a yellow industrial plug fitted.
4. The heater will only operate on one voltage: it will be 110v or 230v.
5. Read the instructions below for the heater.



Before Starting Work
WORK AREA

1. Do not use this radiant heater where there is a danger of explosion. It will ignite fumes from petrol or gas cylinders.
2. Position the radiant heater in a safe place away from pedestrian traffic and other obstructions to prevent burn injuries or fire damage.
3. Protect people from the heat, warn them not to get too close. Use a fireguard if the radiant heater is to be left unattended in a room with children or infirm persons present.
4. Ensure there are no flammable materials such as curtains or upholstery in front of the radiant heater where they may get hot.
5. Before leaving the heater unattended ensure it is set up correctly and safely and all necessary precautions have been taken.
6. Radiant heaters must not be used in locations where they might get wet.

1. Check the radiant heater, cable, plug and other equipment including RCD. If anything is found to be damaged, do not use the equipment – contact the hire company.
2. Check the plug on the heater matches the supply. Do not try to force connections or improvise them.

RADIANT HEATER

3. Heaters with a cylindrical yellow industrial plug fitted are designed to run off a special 110v supply. The hire company will have provided a portable transformer if the heater requires to be powered from a normal mains 230v supply. Note: A vented continuous rated transformer is advisable if the heater is to be run constantly as it provides a continuous supply of power as opposed to the general power tool rated transformers. If take care not to become injured when moving it about – it may be heavier than you think. Heaters designed to run directly from 230c mains will have either a normal square pin plug fitted or a blue industrial plug fitted.
4. The elements on most radiant heaters glow red when in use, giving visual indication they are hot.
5. Infra-red or "long-wave" elements made of ceramic material are used in some radiant heaters. These elements also get hot when in use but do not glow red and, therefore, give no visual indication that they are hot enough to burn.
6. Check how the on/off switch operates. Before switching on the radiant heater ensure you know how to switch it off.