



**TOOLS / PLANT / ACCESS**

**[www.shc.co.uk](http://www.shc.co.uk)**

Access Equipment	05
Breakers and Drills	06
Cleaning and Decorating	07
Concrete Equipment	08
Contractors Plant	09
Air Equipment	10
Cutting and Grinding	11
General Site Equipment	12
Gardening Equipment	13
Generators & Lighting	14
Heaters, Dryers & Air Con	15
Material Handling	16
Plumbing and Welding	17
Trailers	17
Water Pumps	19
Woodworking & Fixing	20
Powered Access Guide	25



## WE PRIDE OURSELVES ON QUALITY

We are an established Hire company built on the belief that good service and quality of our hire equipment, coupled with competitive hire rates are the key factors that our customers look for in a Plant and Tool Hire supplier.

## HOW TO OPEN AN ACCOUNT\*



Visit the SHC website  
[www.shc.co.uk](http://www.shc.co.uk)



Provide your name and address and  
we will send you an application form

Either post the forms to our Skipton Head Office or email [accounts@shc.co.uk](mailto:accounts@shc.co.uk)

**A Credit / Debit card + I.D. is required for Cash Hires**



**[www.shc.co.uk](http://www.shc.co.uk)**

### Quality of Service

The success of SHC has been built on the belief that service and quality of equipment coupled with a competitive hire rate are the key factors that our customers look for in a Plant, Tool Hire and Powered Access supplier.

Our attention to safety and service was recognised when we became one of the first companies to be awarded the HAE's prestigious 'Safe Hire' accreditation back in 2001. Amongst the other awards and accreditations we have received over the years are 'Hire Company of the Year', and the HAE's much sort after 'Excellence in Customer Care Award'.

### Trade Associations

We are active members of our trade associations; the HAE - (Hire Association Europe) is the leading trade association for hire and rental companies in the UK and Ire-land, IPAF (International Powered Access Federation) promotes the safe and effective use of powered access worldwide and PASMA, the principal UK focus for Mobile Access Tower training, standards and best practice.

### International Powered Access Federation

SHC are also proud to be part of IPAF the world authority for powered access equipment. Not only can you be very confident that all our equipment is maintained to the highest standards, but our staff are also fully trained and can offer you training courses to gain the certificate needed by law to operate a range of powered access equipment.

### Ease of Payment

SHC offers an excellent array of payment options including all major credit cards.

### Low-Cost Insurance

We now run the HireSecure insurance scheme, which means that for just 15% of the hire cost you are fully covered against the theft or accidental damage of that equipment up to a value of £100,000. What is more the excess is very reasonable -ranging from £25 to £500, depending on the size of the claim!

### Deposits

A deposit is required on every item hired unless you are an account customer.

### Training

The Health & Safety at Work Act places a duty on employers to provide an adequate level of training in the safe use of Mobile Elevated Work Platforms (MEWPs) and the erection of Alloy Towers. SHC Hire Centres can arrange training with qualified IPAF and PASMA instructors for you or your workforce.

### Terms and Conditions

All equipment hired out under HAE Terms and Conditions. Please refer to our website for full details.

# CHOOSING THE RIGHT PPE

Your safety is paramount and we want to help you choose the correct Personal Protective Equipment (PPE) for the tools you are using. We have used the below symbols throughout our catalogue as recommendations to the PPE we believe you will need with each piece of equipment.



## SAFETY HELMETS

Head protection.



## EYE PROTECTION

All eye protection is certified to EN166B and welding masks are supplied with all welding equipment.



## PROTECTIVE GLOVES

Available in a number of styles and materials, fit for all jobs.



## RESIDUAL CIRCUIT BREAKERS

To ensure safer use of electric tools with 240V.



## EAR PROTECTION

Ear plugs and ear defenders are suitable for general purpose.



## PROTECTIVE MASK

A number of masks are available ranging from fabric nuisance, to fine particle filters.



## HIGH VISIBILITY

Be safe, be seen, SHC high visibility gear keeps you in sight and safe on site.



## PROTECTIVE FOOTWEAR

To suit all job and working conditions, our footwear comes in a range of styles and materials.



# ARE YOU FULLY COVERED?

## LOW COST INSURANCE FOR YOUR PEACE OF MIND

We run the HireSecure Damage Waiver scheme, which means that for just 15% of the hire cost (+VAT), you are fully covered against the theft or accidental damage of the equipment you have hired, up to a value of £100,000.

What's more, the excess is very reasonable, ranging from only £25 to a maximum of £500, depending upon the size of the claim. See our website for more details.

## FOR MORE INFORMATION VISIT

[www.shc.co.uk/insurance](http://www.shc.co.uk/insurance)

\*Subject to change, correct at the time of going to press

LADDERS	
TAS0101	STEP LADDERS - 8 TREAD
TAS0102	STEP LADDERS - 10 TREAD
TAS0103	D/EXT LADDERS 4.5M TO 7.25M
TAS0104	D/EXT LADDERS 5.5M TO 10.25M
TAS0105	TRIPLE EXT LADDERS 3M TO 7.5ML
TAS0106	ROOF EXT LADDERS - 3.9M TO 6.6M
TAS0107	COMBINATION LADDER
TAS0108	POLE LADDER
TAS0109	CONSERVATORY LADDER

TRESTLES & STAGING	
TAS0201	YOUNGMAN SUPERPOST RAIL 3.6M
TAS0201	YOUNGMAN SUPERPOST RAIL 4.8M
TAS0201	YOUNGMAN SUPERPOST RAIL 5.5M
TAS0201	YOUNGMAN SUPERPOST RAIL 6.0M
TAS0201	YOUNGMAN SUPERPOST RAIL 7.2M
TAS0202	TRESTLE BOARDS 2.5M / 3.0M / 4.0M
TAS0203	METAL TRESTLES NO.1 - 3
TAS0204	TRESTLE HAND RAIL SYSTEM
TAS0360	YOUNGMAN SUPERBOARD 3.6M
TAS0480	YOUNGMAN SUPERBOARD 4.8M
TAS0550	YOUNGMAN SUPERBOARD 5.5M
TAS0600	YOUNGMAN SUPERBOARD 6.0M
TAS0700	YOUNGMAN SUPERBOARD 7.2M

MANUAL PLATFORMS	
TAS0302	PODIUM PLATFORM 1M TO 1.2M
TAS0303	KLIK FOLD MINI TOWER MAX 1.7M
TAS0305	EURO DECK PLATFORM
TAS0306	EURO ONE PERSON MOBILE TOWER

ACCESS TOWERS - 8' X 4' OR 8' X 2'	
TAS0101	STEP LADDERS - 8 TREAD
TAS0102	STEP LADDERS - 10 TREAD
TAS0103	D/EXT LADDERS 4.5M TO 7.25M
TAS0104	D/EXT LADDERS 5.5M TO 10.25M
TAS0105	TRIPLE EXT LADDERS 3M TO 7.5ML
TAS0106	ROOF EXT LADDERS - 3.9M TO 6.6M
TAS0107	COMBINATION LADDER
TAS0108	POLE LADDER
TAS0109	CONSERVATORY LADDER

SPECIALIST SCAFFOLD	
TAS0502	EURO STAIRWELL TOWER 2.5M/8FT
TAS0150	ALTO STAIRWELL TOWER 1.5M/5FT
TAS0250	ALTO STAIRWELL TOWER 2.5M/8FT
TAS0350	ALTO STAIRWELL TOWER 3.5M/11FT
TAS0450	ALTO STAIRWELL TOWER 4.5M/15FT
ATSTRX	STAIR SCAFFOLD EXTENSION



Scan QR code for pricing.

ACCESS EQUIPMENT

HEAVY BREAKERS	
TBD0101	HYDRAULIC POWER PACK
TBD0102	HYDRAULIC BREAKER
TBD0103	HEAVY DUTY ELECTRIC BREAKER

HAMMERS & HEAVY DUTY DRILLS	
TBD0201	MEDIUM DUTY ROTARY HAMMER DRILL
TBD0202	HEAVY DUTY ROTARY HAMMER DRILL
TBD0203	MEDIUM DUTY SDS DRILL
TBD0204	HEAVY DUTY SDS DRILL
TBD0205	CHIPPING HAMMER
TBD0206	ELECTRIC NEEDLE GUN

LIGHT DRILLS & CORDLESS	
TBD0301	LIGHT DUTY HAMMER DRILL
TBD0302	CORDLESS DRILL 18V
TBD0303	CORDLESS DRILL 36V
TBD0503	CORDLESS ANGLE DRILL 18V

DIAMOND DRILLING	
TBD0401	DRY DIAMOND DRILL TO 150MM
TBD0402	DIAMOND DRILLING RIG TO 250MM
TBD0403	DRILLING RIG VACUUM PUMP
TBD0404	L/D DRY DIAMOND DRILL TO 150MM

SPECIALIST DRILLS	
TBD0501	MAGNETIC DRILL
TBD0502	ANGLE DRILL
TBD0504	PLASTER MIXING DRILL 110V



Scan QR code for pricing.

BREAKERS & DRILLS

FLOOR CARE	
TCE0101	CARPET CLEANER
TCE0102	FLOOR SCRUBBER/POLISHER
TCE0104	HAND POLISHER
TCE0103	FLOOR SCRUBBER/DRYER

VACUUMS	
TCE0201	VACUUM CLEANER 1 MOTOR
TCE0202	VACUUM CLEANER 2 MOTOR
TCE0203	VACUUM CLEANER 3 MOTOR
TCE0204	DUST EXTRACTION VACUUM CLEANER
TCE0205	M CLASS VACUUM CLEANER
TCE0206	AIR CUBE DUST CONTROL DC500
TCE0207	SKYVAC GUTTER CLEANER - 3 MOTOR 110V
TCE0208	SKYVAC INSPECTION CAMERA AND 44' (13M) POLE

POWER WASHERS	
TCE0301	POWER WASHER EXTENSION HOSE
TCE0302	30M DRAIN JETTING KIT
TCE0303	FLAT SURFACE CLEANER
TCE0304	POWER WASHER HOTBOX
TCE1000E	POWER WASHER 1000 PSI
TCE2000P	POWER WASHER 2000 PSI
TCE3000D	POWER WASHER 3000 PSI
TCE3000RT	POWER WASHER 3000 PSI ROAD TOWABLE

DECORATING EQUIPMENT	
TDE0101	HAND TILE CUTTER
TDE0102	DIAMOND TILE CUTTER
TDE0103	DIAMOND BENCH TILE CUTTER
TDE0104	PROFESSIONAL DIAMOND BENCH TILE CUTTER 1.0M 110V
TDE0105	PROFESSIONAL DIAMOND BENCH TILE CUTTER 1.5M 110V
TDE0106	ELECTROSPONGE GROUTING MACHINE
TDE0201	WALLPAPER STRIPPER
TDE0202	WALLPAPER STRIPPER 110V
TDE0203	HOT AIR PAINT STRIPPER
TDE0204	TYROLEAN GUN
TDE0205	CARPET GRIPPER
TDE0206	TILE/LINO LIFTER 110V



Scan QR code for pricing.

MIXERS	
TCO0101	MINI MIXER 4/3 PETROL
TCO0102	MINI MIXER 4/3 240V
TCO0103	MINI MIXER 4/3 110V
TCO0104	MIXER 5/3 1/2 DIESEL E/ST
TCO0105	110 V 5/3 MIXER

POKERS	
TCO0201	POKER UNIT 110V
TCO0202	POKER UNIT PETROL
TCO0203	POKER FLEX

FINISHING	
TCO0301	SCREEDER UNIT PETROL
TCO0302	SCREED EASI PRO 3.75M PETROL
TCO0303	SCREED BEAM 3.2M
TCO0303	SCREED BEAM 4.2M
TCO0303	SCREED BEAM 5.2M
TCO0303	SCREED BEAM 6.2M
TCO0304	POWER FLOAT PETROL
TCO0305	POWER FLOAT 110V
TCO0306	POWER FLOAT PAN
TCO0307	EASI FLOAT
TCO0308	EASI FLOAT C/W BROOM
TCO0311	FINISHING STRIKER 2.2M
TCO0312	FINISHING STRIKER 3.2M
TCO0313	FINISHING STRIKER 4.2M
TCO0314	FINISHING STRIKER 5.2M
TCO0315	FINISHING STRIKER 6.2M
TCO0316	FINISHING STRIKER 7.2M
TCO0317	STRIKER DRIVE UNIT
TCO0401	ROAD FORMS 6"
TCO0402	ROAD FORMS FLEXIBLE
TCO0501	CONCRETE TEST CUBES
TCO0502	CONCRETE CURING TANK



Scan QR code for pricing.

DIGGERS	
PDI0800	NARROW 0.8T DIGGER
PDI1000	1.0T MICRO DIGGER
PDI1500	1.5T MINI DIGGER
PDI3000	3.0T FAST HITCH MINI DIGGER
PDI5500	5.5T FAST HITCH MINI DIGGER

DUMPERS	
PDU1000HT	4WD 1T HIGH TIP DUMPER
PDU3000ST	4WD 3T DUMPER
PDU3000SS	4WD 3T SWIVEL SKIP DUMPER
PDU6000ST	4WD 6T DUMPER
PDU6000SS	4WD 6T SWIVEL SKIP DUMPER

ROLLERS	
PRL0055	4WD 1T HIGH TIP DUMPER
PRL0800	4WD 3T DUMPER
PRL1200	4WD 3T SWIVEL SKIP DUMPER

TELEHANDLERS	
PMH0900	9M TELEHANDLER
PMH1200	12M TELEHANDLER
PMH1400	14M TELEHANDLER
PMH0101	AVANT COMPACT LOADER



Scan QR code for pricing.

COMPRESSORS & AIR TOOLS	
PAI0088	90-100 CFM COMPRESSOR
PAI0125	120-140 CFM COMPRESSOR
PAI0201	AIR BREAKER ANTI VIBRATE
PAI0202	AIR CP9 HAMMER DRILL
PAI0203	DEMO PICK
PAI0209	AIR POLE SCABBLER
PAI0207	AIR BLOW PIPE
PAI0204	AIR NEEDLE GUN
PAI0205	TRIPLE HEADED HAND SCABBLER
PAI0210	SINGLE HEADED HAND SCABBLER
PAI0208	AIR DRILL

AIR EQUIPMENT	
PAI0009	9 CFM COMPRESSOR 240V
PAI0014	14CFM COMPRESSOR 240V
PAI0204	AIR NEEDLE GUN
PAI0207	AIR BLOW PIPE



Scan QR code for pricing.

SAWS	
TCG0101	CUT-OFF SAW 9" (230MM) CORDLESS
TCG0102	CUT-OFF SAW 12" (300MM) 2 STROKE
TCG0103	CUT-OFF SAW 12" (300MM) ELECTRIC
TCG0104	CUT-OFF SAW 14" (350MM) 2 STROKE
TCG0105	DUST SUPPRESSION BOTTLE
TCG0106	FLOOR SAW 18" (460MM) PETROL
TCG0107	METAL 14" (350MM) MITRE SAW 110V
TCG0108	MASONRY 14" (350MM) BENCH SAW 110V
TCG0110	FLOOR SAW 14" (350MM) PETROL
TCG0111	BATTERY POWERED DUST SUPPRESSION BOTTLE
TCG0403	ARBORTECH SAW

GRINDERS	
TCG0201	ANGLE GRINDER 4½" (115MM)
TCG0210	CORDLESS ANGLE GRINDER 41/2"
TCG0203	ANGLE GRINDER 9" (230MM)
TCG0205	ANGLE GRINDER DUST GUARD
TCG0206	CONCRETE FLOOR GRINDER 1/HEAD
TCG0207	CONCRETE FLOOR GRINDER 2/HEAD
TCG0208	DIAMOND HAND GRINDER
TCG0209	CONCRETE SCARIFIER 110V - VONARX
TCG0210	CORDLESS ANGLE GRINDER 41/2"

SLAB & BLOCK CUTTERS	
TCG0301	BLOCK/FLAG SPLITTER
TCG0302	BLOCK/FLAG SPLITTER HYDRAULIC

SPECIALIST CUTTING	
TCG0401	WALL CHASER
TCG0402	CUT AND BREAK SAW 9" (230MM) 110V
TCG0404	MULTI-TOOL CUTTER 18V
TCG0405	BOLT CUTTERS



Scan QR code for pricing.

CUTTING & GRINDING

COMPACTORS	
TCP0101	PLATE COMPACTOR 12" (300MM) PETROL
TCP0102	PLATE COMPACTOR 14" (350MM) PETROL
TCP0103	PLATE COMPACTOR 16" (400MM) 110V
TCP0104	PLATE COMPACTOR 18" (450MM) PETROL
TCP0105	REVERSIBLE PLATE COMPACTOR 16" (400MM) DIESEL
TCP0106	TRENCH RAMMER
TCP0107	RUBBER BACKING PAD

LEVELS	
TGS0101	AUTO SITE LEVEL (DUMPY)
TGS0102	SELF LEVELING LASER

DETECTION	
TGS0201	CAT PIPE AND CABLE DETECTOR
TGS0202	MOUSE PIPE DETECTOR
TGS0203	SIGNAL GENERATOR FOR CAT
TGS0204	GAS DETECTOR
TGS0205	DAMP METER

SIGNS & BARRIERS	
TGS0301	ROAD SIGNS
TGS0302	ROAD CONES
TGS0303	BARRIERS

SITE SECURITY & SAFETY	
TGS0401	SITE SECURITY BOX
TGS0402	SITE FENCING 3.5M HERRAS
TGS0403	SITE FENCING GATE PER SET

BOWSERS	
TGS0501	DIESEL KADDY 105L
TGS0502	DIESEL BUNDED BOWSER 1000L
TGS0503	WATER BOWSER 1100L

GENERAL SITE EQUIPMENT	
TGS0602	DRYZONE APPLICATOR GUN
TGS0603	ROAD LINE MARKER
TGS0604	TRENCH COVER

PROPS & STRUTS	
TAS0601	ACROW PROP NO.0 1040MM TO 1830MM
TAS0601	ACROW PROPS NO 1 1750MM TO 3120MM
TAS0601	ACROW PROPS NO 2 1980MM TO 3350MM
TAS0601	ACROW PROPS NO 3 2590MM TO 3960MM
TAS0601	ACROW PROPS NO 4 3200MM TO 4870MM
TAS0602	TRENCH STRUTS NO 1 470MM TO 690MM
TAS0602	TRENCH STRUTS NO 2 690MM TO 1090MM
TAS0602	TRENCH STRUTS NO 3 1020MM TO 1680MM
TAS0602	TRENCH STRUT NO.0 300MM TO 470MM
TAS0603	ACROW STRONG BOYS -S.W.L 340KG



Scan QR code for pricing.

GENERAL SITE EQUIPMENT



CLEARING & TRIMMING

TGD0101	GARDEN SHREDDER (MAX 1") 240V
TGD0102	GARDEN SHREDDER (MAX 4") PETROL
TGD0103	WOOD CHIPPER (MAX 6") PETROL ROAD TOWABLE 750KG
TGD0104	HEDGE TRIMMER 240V
TGD0105	HEDGE TRIMMER 2 STROKE
TGD0106	STRIMMER 2 STROKE
TGD0107	STUMP GRINDER 4 STROKE
TGD0108	TREE LOPPER MANUAL
TGD0109	HANDHELD LEAF BLOWER 2 STROKE
TGD0110	BACKPACK BLOWER 2 STROKE
TGD0111	LEAF / LITTER VACUUM - PETROL
TGD0112	GAS F/GUN 1/HEAD
TGD0113	GAS F/GUN 2/HEAD
TGD0114	CHAINSAW 18" 2 STROKE
TGD0116	2 STROKE GARDEN VACUUM
TGD0117	LONG REACH HEDGE TRIMMER 2 STROKE
TGD0118	POWERED MOSS & WEED BRUSH PETROL
TGD0401	SPLIT SHAFT DRIVE UNIT
TGD0402	1M EXTSHAFT ATT.
TGD0403	LONG REACH H/TRIMMER ATT.
TGD0404	M/D STRIMMER ATT
TGD0405	POLE PRUNER ATT.
TGD0501	MAKITA CORDLESS HEDGETRIMMER 36V

ROTOVATING

TGD0201	CULTIVATOR/TILLER
TGD0202	ROTOVATOR STANDARD DRIVE
TGD0203	ROTOVATOR HYDROSTATIC DRIVE
TGD0204	ROTOVATOR HYDROSTATIC DRIVE - HEAVY DUTY

LAWN & GROUND CARE

TGD0205	SCYTHE CUTTER ATT
TGD0301	LAWN MOWER WITH DRIVE PETROL
TGD0302	LAWN RAKER PETROL
TGD0304	LAWN AERATOR PETROL
TGD0305	TURF CUTTER PETROL
TGD0306	GARDEN ROLLER WATER FILLED
TGD0601	WHEEL BARROW
TGD0602	TRACKED 500KG HI TIP BARROW
TGD0603	FENCE POST PULLER
TGD0604	POST HOLE BORER 1/MAN DRIVE UNIT
TGD0605	POST HOLE BORER 1/MAN AUGERS
TGD0606	POST DRIVER



Scan QR code for pricing.

GARDENING EQUIPMENT

GENERATORS

TES01000	GENERATOR 1.0KVA PETROL
TES02800	GENERATOR 2.8KVA PETROL
TES05000	GENERATOR 5.0KVA PETROL
TES06000	GENERATOR 6.0KVA DIESEL
TES10000	GENERATOR 10.0KVA DIESEL

GENERATORS - SILENCED /QUIET

TES12000	GENERATOR 12.0KVA DIESEL
TES16000	GENERATOR 16.0KVA DIESEL
TES20000	GENERATOR 20.0KVA DIESEL
TES40000	GENERATOR 40.0KVA DIESEL
TES60000	GENERATOR 60.0KVA DIESEL
TES0309	SURGE PROTECTOR IN-LINE
TES0301	DISTRIBUTION BOARD 32 AMP 3PHASE
TES0302	DISTRIBUTION BOARD 63 AMP TO 6 X 32AMP S/PHASE
TES0305	16A DISTRIBUTION BOX TO 6 X 13AMP
TES0303	16A DISTRIBUTION BOX TO 4 X 13AMP
TES0304	16A DISTRIBUTION BOX TO 4 X 16AMP
TES0306	32A DISTRIBUTION BOX TO 4 X 13AMP
TES0308	32A DISTRIBUTION BOX TO 8 X 13AMP
TES0307	32A DISTRIBUTION BOX TO 4 X 16AMP

POWER SUPPLY - GENERAL

TES0401	TRANSFORMER 3KVA
TES0402	TRANSFORMER 5KVA RESIN
TES0403	TRANSFORMER 5KVA METAL VENTED
TES0404	TRANSFORMER 10KVA
TES0405	TRANSFORMER 10KVA 3 PHASE
TES0501	EXTENSION CABLE 1.5MM X 15M
TES0501	EXTENSION CABLE 1.5MM X 15M
TES0502	EXTENSION CABLE 2.5MM X 15M
TES0502	EXTENSION CABLE 2.5MM X 15M
TES0503	JUNCTION BOX - 4 WAY
TES0504	SPLITTER - 6 WAY
TES0505	RCD

SITE LIGHTS

LT0101	FLOODLIGHT- MAGNETIC
LT0102	FLOODLIGHT- 1/HEAD & STND
LT0103	FLOODLIGHT- 2/HEAD & STND
LT0104	FLOODLIGHT- 4/HEAD & STND
LT0105	FLOODLIGHT - MINI POD
LT0107	PLASTERERS LAMP
LT0108	INSPECTION LAMP
LT0109	FESTOON LIGHTS 25M (10 LIGHTS)
LT0204	INDUSTRIAL LED LIGHT (ONE SIDE)



Scan QR code for pricing.

GENERATORS & LIGHTING



HEATING, DRYING & COOLING	
THD0101	GAS/ELEC HEATER 150000BTU
THD0102	GAS/ELEC HEATER 260000BTU
THD0103	DIESEL INDIRECT HEATER 80
THD0104	DIESEL INDIRECT HEATER HE.60 UNO

HEATER RADIANT - GAS	
THD0201	GAS CABINET HEATER

HEATERS - ELECTRIC	
THD0302	2KW OIL FILLED ELEC RADIATOR
THD0303	3KW INFRA RED
THD0304	3KW BLOW HEATER

DEHUMIDIFIERS & DRYERS	
THD0501	TURBO DRYER 240V
THD0502	DEHUMIDIFIER SMALL
THD0503	DEHUMIDIFIER LARGE

AIR CONDITIONING & FANS ACCESSORIES	
THD0601	AIR MOVING UNIT
THD0602	INDUSTRIAL MEDIUM DUTY FAN
THD0603	INDUSTRIAL HEAVY DUTY FAN
THD0604	EVAPORATIVE COOLER
THD0605	AIR CONDITIONING UNIT
THD0701	FLEXI DUCT 5M



Scan QR code for pricing.

HEATERS, DRYERS & AIR CONDITIONING UNITS

HOISTS & CHUTES	
TMH0101	PORTABLE CONVEYOR 3.2M 110V
TMH0102	PORTABLE CONVEYOR 4.4M 110V
TMH0103	SLATE HOIST 8M (26FT) PETROL & 110V
TMH0104	1 TON 6MTR CHAIN BLOCK
TMH0105	2 TON 6MTR CHAIN BLOCK
TMH0106	3 TON 3MTR CHAIN BLOCK
TMH0107	1.5 TON 1.5MTR PULL LIFT
TMH0108	3 TON 1.5MTR PULL LIFT
TMH0109	SCAFFOLD HOIST EM200 20MTR DROP
TNH0110	GIN WHEEL
TMH0111	3.2T TIRFOR ROPE WINCH
TMH0112	20 M TIRFOR WIRE ROPE
TMH0113	FALL ARREST BLOCK 20M
TMH0114	RUBBISH CHUTE HOPPER
TMH0114	RUBBISH CHUTE SECTION
TMH0114	INTERMEDIATE HOPPER

SLAB & BLOCK LIFTERS	
TMH0201	STEP GRAB TO 500KG
TMH0202	VZ1 KERB STONE HANDLES
TMH0203	VPH-150 VACUUM POWER SLAB/KERB LIFTER
TMH0204	HANDY VACUUM SLAB LIFTER
TMH0205	GRABO VACUUM HAND LAYING DEVICE
TMH0206	GRABO SOLO LIFTING HANDLE

GENERAL LIFTING	
TMH0302	MATERIAL LIFT TO 4.9M MAX 200KG
TMH0303	MATERIAL LIFT TO 5.5M MAX 300KG
TMH0304	MATERIAL LIFT TO 7.3M MAX 300KG
TMH0305	MATERIAL LIFT BOOM ARM
TMH0306	ENGINE LIFT 500KG
TMH0307	PLASTER BOARD LIFTER
TMH0308	2 TON BEAM CLAMP
TMH0309	3 TON BEAM CLAMP
TMH0310	10MM SINGLE LEG CHAIN SLING
TMH0311	7MM DOUBLE LEG CHAIN SLING
TMH0312	10MM 4 LEG CHAIN SLING 2M LENGTHS
TMH0313	BARROW CHAINS
TMH0314	MAN HOLE COVER LIFTER

TROLLEYS & JACKS	
TMH0401	PALLET TRUCK
TMH0402	ROUGH TERRIAN PALLET TRUCK
TMH0403	SACK CART
TMH0404	SITE TROLLEY SOLID TYRES
TMH0405	16 TON SKATE SET
TMH0406	5 TON TOE JACK
TMH0407	ROLLER CROW BAR
TMH0408	STAIR CLIMBING TRUCK
TMH0409	BLOCK CART PROBST VTK
TMH0410	PLASTERBOARD TROLLEY



Scan QR code for pricing.

MATERIAL HANDLING

PIPE REPAIR EQUIPMENT	
TPM0101	PIPE THREADER - MANUAL
TPM0102	PIPE THREADER - 2" ELECTRIC
TPM0103	PIPE FREEZE KIT TO 42MM 110V
TPM0104	PIPE FREEZE KIT TO 60MM 110V
TPM0105	TRI-POD VICE STAND C/W CHAIN

WELDING SETS	
TPM0201	WELDING SET 200AMP PETROL

MISCELLANEOUS PLUMBING	
TPM0301	DRAIN RODS PER 10M SET
TPM0303	DRAIN CAMERA
TPM0304	COBRA REEL
TPM0305	POWER FLUSHING PUMP

GENERAL TRAILERS	
TTC0201	TRAILER - CAR T/P
TTC0202	TRAILER - 450KG N/BRAKED

PLANT TRAILERS	
TTC0101	TRAILER 2800KG PLANT SWB
TTC0102	BEAVER TAIL TRAILER - 2170KG



Scan QR code for pricing.



Scan QR code for pricing.

PLUMBING & WELDING

TRAILERS

# QUALITY REPAIR SERVICE

SHC is well known for hiring great quality, reliable equipment but did you know that we can also service and repair your equipment too? If we hire it, we can repair it!

We have expert technicians based in all of our depots that are qualified to carry out servicing and repairs on a wide variety of equipment. Our most popular brands are listed below.

Contact your local depot manager today to discuss your requirements.



## FOR MORE INFORMATION VISIT

[www.shc.co.uk/repairs](http://www.shc.co.uk/repairs)

ELECTRIC PUMPS	
TWP0101	1" RESIDUE PUMP - 110V
TWP0102	2" RESIDUE PUMP - 110V
TWP0103	2" SUBMERSIBLE PUMP 110V
TWP0104	3" SUBMERSIBLE PUMP 110V
TWP0201	2" CENTRIFUGAL PUMP PETROL

PETROL PUMPS	
WP0202	2" CENTRIFUGAL PUMP PETROL



Scan QR code for pricing.

## WATER PUMPS

# ARE YOU FULLY TRAINED?

From our Head Office in Skipton, SHC now offer our customers a variety of Training courses, ensuring your employees are properly trained on the equipment they use at work.

All our courses are accredited according to the type of equipment training you need, ensuring you comply with the Health & Safety

See page 21

FIXINGS	
TWW0101	EXP88 CARTRIDGE NAILER
TWW0102	1ST FIX GAS NAILER
TWW0103	2ND FIX GAS NAILER
TWW0104	SECRET FLOORING NAILER
TWW0105	AUTOFEED SCREWDRIVER SMALL
TWW0106	AUTOFEED SCREWDRIVER LARGE
TWW0107	TEK SCREWDRIVER
TWW0108	IMPACT WRENCH 1/2"
TWW0109	IMPACT WRENCH 3/4"
TWW0110	REBAR TIER
TWW0111	BISCUIT JOINTER 110V
TWW0112	IMPACT DRIVER 18V

WOOD SAWS & CUTTERS	
TWW0201	CIRCULAR SAW - 6" (165MM) CORDLESS
TWW0202	CIRCULAR SAW - 7" (175MM) 110V
TWW0203	CIRCULAR SAW - 9" (230MM) 110V
TWW0204	RECIPROCATING SAW 110V
TWW0205	RECIPROCATING SAW CORDLESS
TWW0206	FLIP OVER TABLE SAW
TWW0207	MITRE/CROSSCUT SAW 110V
TWW0208	SLIDE COMPOUND SAW 110V
TWW0209	JIGSAW
TWW0210	TYRANNOSAW
TWW0211	ROUTER
TWW0212	LAMINATE TRIMMER
TWW0213	FIXED TABLE SAW

SANDERS & PLANERS	
TWW0301	FLOOR SANDER - 8" (200MM)
TWW0302	FLOOR EDGING SANDER - 7" (175MM)
TWW0303	FLOOR RE-FINISHING SANDER - 16" (400MM)
TWW0304	BELT SANDER - 4" (100MM)
TWW0305	ORBITAL SANDER LIGHT DUTY
TWW0306	ORBITAL SANDER HEAVY DUTY
TWW0307	DISC SANDER DUAL ACTION
TWW0308	POWER PLANER

MISCELLANEOUS WOODWORKING	
TWW0401	FLOOR BOARD CLAMPS
TWW0402	SASH CLAMPS P/PAIR



Scan QR code for pricing.

## WOODWORKING & FIXING

# ARE YOU FULLY TRAINED?

In addition to our popular access training, we also offer a range of other courses to keep you and your staff safe and legal on site.

We can arrange many other courses on request, so if you are looking for something you cant see here, contact Katie, our Training Specialist to discuss your requirements further **01756 704621**



## OUR TRAINING SERVICES



### TELEHANDLER OPERATOR TRAINING

This course is designed to instruct operators to safely operate a Telehandler – the course is held at customers own site – please enquire for further details



### FORKLIFT OPERATOR TRAINING

This course is designed to instruct operators to safely operate a Fork Lift Truck – the course is held at customers own site – please enquire for further details



### ABRASIVE WHEEL TRAINING

This half day course enables operators to select and mount abrasive wheels safely in accordance with the PUWER regulations.



### CAT CABLE AVOIDANCE TRAINING

This half day course teaches operators how to use the Cable Avoidance Tool in an accurate and safe manner.

**FOR MORE INFORMATION VISIT**

**[www.shc.co.uk/training](http://www.shc.co.uk/training)**



## IPAF OPERATOR TRAINING

1 day operator training on Powered Access in any two of the following categories:



### CATEGORY 1B – STATIC BOOM

Covers access machinery such as trailer mounted boom lifts, tracked boom lifts and van mounted lifts.




### CATEGORY 3A -MOBILE VERTICAL

Covers access machinery such as scissor platform lifts, rough terrain scissor platform lifts and vertical mast lifts.



### CATEGORY 3B – MOBILE BOOM

Covers access machinery such as self propelled boom / cherry picker.



FOR MORE INFORMATION VISIT

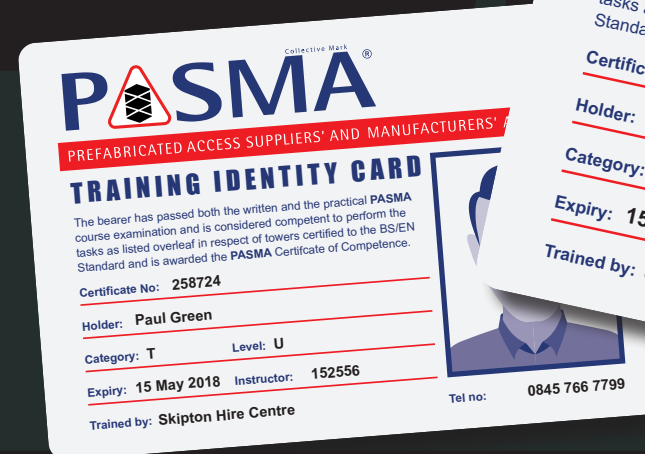
[www.shc.co.uk/training](http://www.shc.co.uk/training)



## PASMA TRAINING SAFE ERECTION OF ALLOY TOWERS

This one day course will ensure that you and your staff who work at height are competent to erect and use an alloy scaffold tower, in accordance with the Work at Height (2005) Regulations.

Successful trainees will receive a PASMA card valid for 5 years.



FOR MORE INFORMATION VISIT


[www.shc.co.uk/training](http://www.shc.co.uk/training)





# POWERED ACCESS GUIDE

- Scissor Lifts
- Boom Platforms
- Trailer Mounted Lifts
- Personnel Lifts
- Certified Training



**ARE YOU  
FULLY  
TRAINED?**

See page 23



## IS YOUR PLATFORM LEGAL?

SHC can now offer on site LOLER inspections for your Powered Access Machinery and Thorough Examinations for all Lifting Equipment.

**Please contact our Skipton Depot on  
01756 704621 for further details.**







## SKYJACK SJ16 VERTICAL MAST

	IMPERIAL	METRIC
A: WORKING HEIGHT:	22ft 2in	6.75 m
B: RAISED PLATFORM HEIGHT:	15ft 7in	4.75 m
C: LOWERED PLATFORM HEIGHT:	1ft 5in	0.45 m
D: OVERALL WIDTH:	2ft 5in	0.76 m
E: OVERALL LENGTH:	4ft 6in	1.37 m
F: STOWED HEIGHT:	5ft 10in	1.79 m
G: PLATFORM WIDTH (INSIDE DIMENSION):	2ft 3in	0.69 m
H: PLATFORM LENGTH (OUTSIDE DIMENSION) :	3ft	0.93 m
GROUND CLEARANCE (STOWED):	2.2in	5.33 cm
GROUND CLEARANCE (RAISED):	5ft 2in	1.60 cm
WHEELBASE:	3ft 5in	1.05 m
WEIGHT:	2129lb	966 kg
LOCAL FLOOR LOAD (WITH RATED LOAD):		827 kPa
LOCAL FLOOR LOAD (NO LOAD):		634 kPa
GRADEABILITY:		30%
TURNING RADIUS (INSIDE):		0
TURNING RADIUS (OUTSIDE):	4ft 7in	1.40 m
LIFT TIME (WITH RATED LOAD):		18 seconds
DRIVE SPEED (STOWED):	2.8mph	4.0 km/h
DRIVE SPEED (RAISED):	0.5mph	0.8 km/h
MAXIMUM DRIVE HEIGHT:		Full Height
CAPACITY (OVERALL):	500 lb	227kg
MAXIMUM # OF PERSONS:		2



Scan QR code for pricing.



## 1932 SCISSOR

	IMPERIAL	METRIC
WORKING HEIGHT:	24ft 11in	7.6m
A: PLATFORM HEIGHT:	18ft 5in	5.6m
B: HEIGHT STOWED (PLATFORM):	3ft 3.5in	1m
C: PLATFORM LENGTH - STOWED:	5ft 4in	1.63m
C:PLATFORM LENGTH - EXTENDED:	8ft 4in	2.54m
D: PLATFORM WIDTH (OUTSIDE):	2ft 5in	0.74m
E: HEIGHT STOWED (GUARDRAILS):	6ft 11in	2.11m
F: LENGTH	6ft	1.83m
G: WIDTH	2ft 8in	0.813cm
H: WHEELBASE	4ft 4in	1.32m
J: POTHOLE PROTECTORS DEPLOYED:	0.75in	2cm
HEIGHTSTOWED (GUARDRAILS FOLDED):	5ft 9in	1.75m
GROUND CLEARANCE	2.4in	6cm
LIFT CAPACITY:	500lb	227kg
EXTENSION DECK LIFT CAPACITY:	250lb	113kg
TURNING RADIUS OUTSIDE:	5ft 1in	1.55m
TURNING RADIUS INSIDE:	zero	zero
POWER SOURCE:	24V (4 x 6V 245AH Batteries)	
DRIVE SPEED - STOWED:	0 - 2.5 mph	0 - 4 km/h
DRIVE SPEED - RAISED:	0 - 0.5 mph	0 - 0.8 km/h
RAISE/LOWER SPEED:	16/29 sec	
CONTROLS:	Proportional	
TYRES:	Solid Non-marking Rubber	
GRADEABILITY:	25%	
DRIVE:	Dual Front Wheel	
BRAKES:	Multiple Disc Dual Rear Wheel	
WEIGHT:	3,313lb	1,503kg
WIND SPEED:	12.5m/s	
MAXIMUM NUMBER OF PEOPLE:	2+ tools	



Scan QR code for pricing.



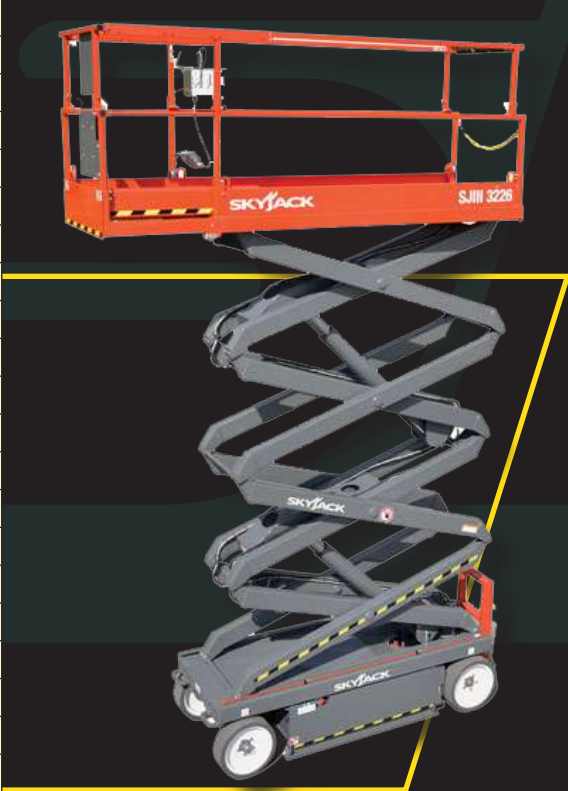


## 2632 SCISSOR

	IMPERIAL	METRIC
WORKING HEIGHT:	32ft 1in	9.80m
A: PLATFORM HEIGHT:	25ft 6in	7.80m
B: HEIGHT STOWED:	3ft 9.5in	1.16m
C: PLATFORM LENGTH - OUTSIDE:	7ft 5in	2.26m
C: PLATFORM LENGTH - EXTENDED:	10ft 5in	3.18m
D: PLATFORM WIDTH (OUTSIDE):	2ft 8in	.81m
E: HEIGHT STOWED	7ft 5in	2.26m
F: LENGTH - STOWED	8ft	2.44m
F: LENGTH - EXTENDED	10ft 11in	3.33m
G: WIDTH	2ft 8in	81cm
H: WHEELBASE	6ft 1in	1.85m
I: GROUND CLEARANCE - CENTRE	3.5in	0.9cm
J: GROUND CLEARANCE - POTHOLE GUARD	0.75in	2cm
LIFT CAPACITY:	500lb	227kg
EXTENSION DECK LIFT CAPACITY:	250lb	113kg
TURNING RADIUS OUTSIDE:	7ft	2.13m
TURNING RADIUS INSIDE:	Zero	
POWER SOURCE:	24V (4 x 6V 245AH Batteries)	
DRIVE SPEED - STOWED:	2.2mph	3.5km/h
DRIVE SPEED - RAISED:	0.5mph	0.8km/h
RAISE/LOWER SPEED:	30 / 40 sec	
CONTROLS:	Proportional	
TYRES:	Solid Non-marking Rubber	
GRADEABILITY:	25%	
DRIVE:	dual front wheel	
BRAKES:	Multiple disc dual rear wheel	
WEIGHT:	4,413lb	1,956kg
WIND SPEED:	12.5m/s	
MAXIMUM NUMBER OF PEOPLE:	2 + tools	



Scan QR code for pricing.



## 3246 SCISSOR

	IMPERIAL	METRIC
WORKING HEIGHT MAXIMUM:	37ft 8in	11.50m
A: PLATFORM HEIGHT:	31ft 4in	9.50m
B: HEIGHT STOWED PLATFORM:	4ft 2.75in	1.29m
C: PLATFORM LENGTH - OUTSIDE:	7ft 5in	2.26m
C: PLATFORM LENGTH - EXTENDED:	10ft 5in	3.18m
D: PLATFORM WIDTH (OUTSIDE):	3ft 9.3in	1.15m
E: HEIGHT STOWED	7ft 10in	2.39m
LENGTH - EXTENDED	10ft 11in	3.33m
F: LENGTH - STOWED	7ft 11in	2.41m
G: WIDTH	3ft 10in	1.17m
H: WHEELBASE	6ft 1in	1.85m
I: GROUND CLEARANCE	4in	0.10m
J: POTHOLE PROTECTORS DEPLOYED:	0.75in	2cm
LIFT CAPACITY:	700lb	318kg
EXTENSION DECK LIFT CAPACITY:	250lb	113kg
TURNING RADIUS OUTSIDE:	7ft 6in	2.29m
TURNING RADIUS INSIDE:	Zero	
POWER SOURCE:	24V (4 x 6V 245AH Batteries)	
DRIVE SPEED - STOWED:	2.2mph	3.5km/h
DRIVE SPEED - RAISED:	0.5mph	0.8km/h
RAISE/LOWER SPEED:	35 / 57 sec	
CONTROLS:	Proportional	
TYRES:	Solid Non-marking Rubber	
GRADEABILITY:	25%	
DRIVE:	dual front wheel	
BRAKES:	Multiple disc dual rear wheel	
WEIGHT:	6,200lb	2,812kg
WIND SPEED:	12.5m/s	
MAXIMUM NUMBER OF PEOPLE:	2 + tools	



Scan QR code for pricing.





# SNORKEL SR2770 ROUGH TERRAIN SCISSOR

	IMPERIAL	METRIC
MAX. WORKING HEIGHT	39ft 8in	10.3m
A: MAX. PLATFORM HEIGHT	33ft 1in	8.28m
B: PLATFORM SIZE (STOWED)	8ft 11in 5ft 4in	2.74m x 1.65m
C: PLATFORM SIZE (EXTENDED)	13ft 1in 5ft 4in	4.0m x 1.65m
DECK EXTENSION	3ft 11in	1.2m
D: OVERALL WIDTH	5ft 9in	1.77m
E: OVERALL LENGTH	11ft	3.36m
F: STOWED HEIGHT	8ft 10in	2.56m
MIN. HEIGHT (GUARDRAILS FOLDED)	6ft 6in	1.75m
GROUND CLEARANCE	1ft 1in	350mm
PLATFORM CAPACITY	992lb	580kg
MAX. DRIVE HEIGHT	33ft 1in	8.28m
MAX. DRIVE SPEED (STOWED)	5mph	4.5km/h
MAX. DRIVE SPEED (ELEVATED)	4mph	0.8km/h
RAISE/LOWER TIME	26/30 sec	
GRADEABILITY	35%	
MAX. OUTRIGGER LEVELLING, FRONT TO REAR	6 degrees	
MAX. OUTRIGGER LEVELLING, SIDE TO SIDE	10 degrees	
INSIDE TURNING RADIUS	9ft 3in	2.83m
OUTSIDE TURNING RADIUS	15ft 1in	4.60m
TYRES	27 x 10.5 - 15 poly filled loader lug	
CONTROLS	Proportional	
DRIVE SYSTEM	4 wheel drive	
POWER SOURCE	Kubota D-902 water cooled diesel 22.5h	
GROSS WEIGHT	7980lb	2930kg



Scan QR code for pricing.



# NIFTY 120T TRAILER MOUNT

	IMPERIAL	METRIC
WORKING HEIGHT:	40ft	12.20m
PLATFORM HEIGHT:	33ft 6in	10.20m
WORKING OUTREACH:	20ft	6.10m
A: MACHINE HEIGHT:	6ft 3in	1.90m
B: LENGTH:	14ft 9in	4.50m
C: RETRACTED WIDTH:	3ft 7in	1.10m
D: WIDTH:	4ft 11in	1.50m
E: WORKING WIDTH:	11ft 8in	3.55m
OUTRIGGER TYPE:	Hydraulic	
TRACTION DRIVE:	Available	
CAGE SIZE:	3ft 7in x 2ft 2in	1.10m x 0.65m
MINIUMUM WEIGHT:	3100 lb	1400 kg
SAFE WORKING LOAD	440 lb	200 kg
POWER OPTIONS	Mains Only Battery Only Petrol or diesel only Bi-Energy (Engine & Battery)	
SAFETY FEATURES	• Outriggers with Audible and Visible Alarms • Manual Recovery with Hand Pump • Dual Control (Platform and Base) • Lock Valves on all Hydraulic Cylinders • Overrun Brakes with Gas Spring Hand Brake • Dual Harness Points • CE Marked	



Scan QR code for pricing.







## NIFTY 170T TRAILER MOUNT

	IMPERIAL	METRIC
WORKING HEIGHT:	56 ft	17.10m
PLATFORM HEIGHT:	49 ft 6in	15.10m
WORKING OUTREACH:	28 ft 6in	8.70m
A: MACHINE HEIGHT:	7 ft	2.15m
B: LENGTH:	20 ft 4in	6.20m
C: WIDTH:	5ft 5in	1.65m
D: WORKING WIDTH:	14 ft 5in	4.40m
OUTRIGGER TYPE:	Hydraulic	
TRACTION DRIVE:	Available	
CAGE SIZE:	3ft 7in x 2ft 2in	1.10m x 0.65m
CAGE ROTATION:	Available	
MINIUMUM WEIGHT:	4200 lb	1900 kg
SAFE WORKING LOAD	440 lb	200 kg
POWER OPTIONS	Mains Only Battery Only Petrol or diesel only Bi-Energy (Engine & Battery)	
SAFETY FEATURES	<ul style="list-style-type: none"><li>• Pressure Sensitive Outriggers</li><li>• Audible and Visible Alarms</li><li>• Manual Recovery with Hand Pump</li><li>• Dual Control (Platform and Base)</li><li>• Lock Valves on all Hydraulic Cylinders</li><li>• Overrun Brakes with Gas Spring Hand Brake</li><li>• Dual Harness Points</li><li>• CE Marked</li></ul>	



Scan QR code for pricing.



## HR12 HEIGHT RIDER 2X4

	IMPERIAL	METRIC
WORKING HEIGHT:	40ft	12.20m
PLATFORM FLOOR HEIGHT:	33ft 5in	10.20m
WORKING OUTREACH:	20ft 1in	6.10m
A: HEIGHT STOWED:	6ft 3in	1.90m
B: OVERALL LENGTH:	13ft 5in	4.10m
C: WIDTH: NARROW	4ft 11in	1.50m
D: WIDTH STANDARD	5ft 11in	1.80m
WEIGHT	6,310lb	2,860kg
TURNING RADIUS OUTSIDE:	13ft 9in	4.20m
TURNING RADIUS INSIDE:	7ft 3in	2.22m
PLATFORM CAPACITY:	440lb	200kg
PLATFORM SIZE:	44 x 25in	1.10 x .65m
CONTROL SYSTEMS:	Fully Proportional Hydraulic	
POWER OPTIONS:	Bi Energy (Diesel engine & battery)	
MAX INCLINATION	40	
WIND SPEED:	12.5m/s	
MAXIMUM NUMBER OF PEOPLE	2 + tools	
SAFETY FEATURES	<ul style="list-style-type: none"><li>• Automatic Fail Safe Brakes</li><li>• Tilt Alarm</li><li>• Foam Filled or Solid Tyres</li><li>• Manual Descent with Hand Pump</li><li>• Dual Controls (Platform and Base)</li><li>• Lock Valves on all Hydraulic Cylinders</li><li>• Dual Harness Points</li><li>• CE Marked</li></ul>	



Scan QR code for pricing.



[illegible]

### SKIPTON

**T** 01756 700205

**E** hires@shc.co.uk

---

### ILKLEY

**T** 01943 816361

**E** ilkley@shc.co.uk

---

### RIPON

**T** 01765 603011

**E** ripon@shc.co.uk

---

### NORTHALLERTON

**T** 01609 774360

**E** northallerton@shc.co.uk

---

### MORECAMBE

**T** 01524 33227

**E** morecambe@shc.co.uk

---

### LANCASTER

**T** 01524 67766

**E** lancaster@shc.co.uk

---

### CARNFORTH

**T** 01524 733333

**E** carnforth@shc.co.uk

---

### KENDAL

**T** 01539 741919

**E** kendal@shc.co.uk

---

### WINDERMERE

**T** 01539 445406

**E** hires@shc.co.uk

---

### SHC TRAINING DEPT

**T** 01756 704621

---

### SHC SOCIAL

 Follow Us

 Like Us

---



# OUR TOOL HIRE DEPOTS OPEN

Monday to Friday **7:30am - 17:00pm**

Saturday **8:00am - 12:00pm**